



REGENT TEXTILE MILLS LIMITED
STATEMENT OF FINANCIAL POSITION (Un-Audited)
AS AT 31 DECEMBER 2016


	Note(s)	31-Dec-2016 Taka	30-Jun-2016 Taka
ASSETS			
NON CURRENT ASSETS		2,187,945,652	1,887,595,548
Property, Plant and Equipment	4	1,964,601,592	1,887,595,548
Capital Work in Progress	5	223,344,060	-
CURRENT ASSETS		2,895,995,151	2,767,536,763
Investment	7	1,377,471,205	1,337,776,984
Inventories	8	407,496,276	388,610,546
Accounts Receivable	9	459,295,595	544,618,334
Interest Receivables	10	2,635,456	4,694,496
Advances, Deposits and Prepayments	11	367,137,179	322,109,826
Due from Affiliated Companies	12	202,637,113	153,693,296
Cash and Cash Equivalents	13	79,322,327	16,033,281
TOTAL ASSETS		5,083,940,803	4,655,132,311
SHAREHOLDERS' EQUITY & LIABILITIES			
SHAREHOLDERS' EQUITY		3,373,390,669	3,450,719,738
Share Capital	14	1,155,000,000	1,100,000,000
Revaluation Surplus	15	988,279,576	990,266,215
Share Premium Account	16	724,782,034	724,782,034
Retained Earnings	17	505,329,059	635,671,489
NON CURRENT LIABILITIES		164,252,226	173,337,637
Non current portion of Long Term Loan	18.1	101,062,674	114,541,946
Deferred Tax Liabilities	22.2	63,189,552	58,795,691
CURRENT LIABILITIES		1,546,297,908	1,031,074,936
Accounts Payable	19	315,387,524	303,412,744
Other Payables	20	141,300,356	57,359,999
Current portion of Long Term Loan	18.1	26,204,444	28,759,803
Short Term Loan	21	1,021,400,782	600,006,725
Provision for Current Tax	22.1	42,004,802	41,535,665
TOTAL SHAREHOLDERS' EQUITY & LIABILITIES		5,083,940,803	4,655,132,311
NAV Per Share		29.21	31.37


Chairman


Director


Managing Director


Chief Financial Officer


Company Secretary

Chittagong, January 28, 2017


Corporate Office : NG Tower, 1182, Jubilee Road, Chittagong-4000, Bangladesh. Tel: +88 031-2868841-3, Fax: +88 031 2868207, Email: info@regenttex.com

Dhaka Office : Rangs Arcade, Plot # 10A, House # 153/A (2nd floor), Gulshan Avenue, Gulshan-2, Dhaka, Bangladesh. Tel: +88 02 9883744, 8826437, 8835719, Fax: +88 02 8826437

Factory : East Kalurghat, Charkhidirpur, Bandar, Chittagong, Bangladesh. Tel: +88 031 671170, 671439, 2571044, Fax: +88 031 671000

REGENT TEXTILE MILLS LIMITED
STATEMENT OF PROFIT OR LOSS AND OTHER COMPREHENSIVE INCOME (Un-Audited)
For The Period Ended 31 December, 2016

	<u>Note(s)</u>	July 01 to 31-Dec-2016 Taka	July 01 to 31-Dec-2015 Taka	October 01 to 31-Dec-2016 Taka	October 01 to 31-Dec-2015 Taka
Turnover	23	561,717,109	698,692,518	257,923,566	322,097,612
Cost of Goods Sold	24	439,805,205	540,777,897	204,129,079	249,716,845
Gross Profit		121,911,904	157,914,621	53,794,487	72,380,767
Operating Expenses					
Administrative Expenses	25	21,770,117	22,268,273	11,662,222	13,081,376
Selling and Distribution Expenses	26	16,212,998	19,623,875	8,032,397	9,368,186
		37,983,115	41,892,148	19,694,619	22,449,562
Operating Profit		83,928,789	116,022,473	34,099,868	49,931,205
Financial Expenses	27	47,907,494	62,677,919	23,705,179	29,369,820
Profit before Non-operating Income		36,021,295	53,344,554	10,394,689	20,561,385
Other Non-operating Income	28	48,159,681	3,038,726	33,644,934	1,763,028
Profit before Distribution of WPP & WF		84,180,976	56,383,280	44,039,623	22,324,413
Contribution to WPP & WF	20.2	4,209,048	2,873,332	2,152,004	1,116,221
Profit before Tax & Reserve		79,971,928	53,509,949	41,887,619	21,208,192
Provision for Tax					
Current	22.1	16,413,850	9,690,526	9,303,734	4,845,263
Deferred	22.2	4,393,861	651,368	4,167,386	325,684
		(20,807,711)	(10,341,894)	(13,471,120)	(5,170,947)
Profit after Tax		59,164,217	43,168,055	28,416,499	16,037,245
Other Comprehensive Income:					
Unrealized Gain/(Loss) on Available-for-sale Financial Assets	7.2	4,086,824	(1,660,143)	1,923,212	206,331
Total Comprehensive Income for the Period		63,251,041	41,507,912	30,339,711	16,243,576
Basic Earnings Per Share		0.51	0.39	0.25	0.15



Chairman



Chief Financial Officer



Director



Managing Director



Company Secretary

Chittagong, January 28, 2017

REGENT TEXTILE MILLS LIMITED
STATEMENT OF CASH FLOWS (Un-Audited)
For The Period Ended 31 December, 2016

	July 01 to 31-Dec-2016 Taka	July 01 to 31-Dec-2015 Taka
Cash flows from operating activities		
Cash received from customers	656,400,564	659,795,371
Cash paid to suppliers	(322,669,830)	(514,236,259)
Cash paid to employees	(117,637,657)	(112,635,341)
Cash paid for operating expenses	(103,658,922)	(38,813,209)
Payment of income tax	(12,599,883)	(2,526,309)
Net cash inflow from operating activities (A)	99,834,271	(8,415,747)
Cash flows from investing activities		
Acquisition of property, plant and equipment	(109,971,177)	(65,120,018)
Investment in Capital Work in Progress	(223,344,060)	-
Investment in fixed deposit receipt	(35,607,396)	(806,190,641)
Interest received from fixed deposit receipt	52,210,671	11,018,375
Net cash outflow from investing activities (B)	(316,711,963)	(860,292,284)
Cash flows from financing activities		
Proceeds from long term loan	(16,034,631)	211,437,935
Proceeds from short term loan	421,394,057	(391,735,800)
Proceeds from share issue	-	1,224,782,034
Cash paid to affiliated companies	(48,943,817)	(105,993,199)
Dividend paid	(28,341,377)	-
Cash payment for financial expenses	(47,907,494)	(62,504,104)
Net cash inflow/(outflow) from financing activities (C)	280,166,738	875,986,866
Net increase of cash and cash equivalents for the period (A+B+C)	63,289,046	7,278,835
Cash and cash equivalents at the beginning of the period	16,033,281	5,750,688
Cash and cash equivalents at the end of the period	79,322,327	13,029,523
Net Operating Cash Flow Per Share	0.86	(0.08)



Chairman



Director



Managing Director



Chief Financial Officer




Company Secretary

Chittagong, January 28, 2017

REGENT TEXTILE MILLS LIMITED
STATEMENT OF CHANGES IN EQUITY (Un-Audited)
For The Period Ended 31 December, 2016


Particulars	Amount in Taka				
	Share Capital	Share Premium	Revaluation Reserve	Retained Earnings	Total Equity
Balance as on 01.07.2016	1,100,000,000	724,782,034	990,266,215	635,671,489	3,450,719,738
Revaluation Surplus realized	-	-	(1,986,639)	1,986,639	-
Net Profit after Tax	-	-	-	30,747,719	30,747,719
Dividend For 2015-2016	55,000,000	-	-	(165,000,000)	(110,000,000)
Unrealized Gain on Available-for-sale Financial Assets	-	-	-	1,923,212	1,923,212
	55,000,000	-	(1,986,639)	(130,342,430)	(77,329,069)
Balance as at 31.12.2016	1,155,000,000	724,782,034	988,279,576	505,329,059	3,373,390,669
Balance as on 01.01.2015	600,000,000	-	996,636,643	420,301,405	2,016,938,048
Revaluation Surplus realized	-	-	(6,370,428)	6,370,428	-
Net Profit after Tax	-	-	-	212,460,870	212,460,870
Unrealized Gain on Available-for-sale Financial Assets	-	-	-	(3,461,214)	(3,461,214)
Issuance of Share with Premium	500,000,000	724,782,034	-	-	1,224,782,034
	500,000,000	724,782,034	(6,370,428)	215,370,084	1,433,781,690
Balance as at 30.06.2016	1,100,000,000	724,782,034	990,266,215	635,671,489	3,450,719,738


Chairman


Director


Managing Director


Chief Financial Officer


Company Secretary

Chittagong, January 28, 2017